




Disciplinary Theme 4

# Cultural and Social Factors Shaping Resilience

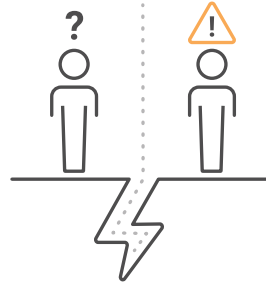


Te Hiranga Rū | QuakeCoRE  
Aotearoa New Zealand Centre for Earthquake Resilience



People's  
behaviour in  
earthquakes

+



People's  
perception  
of risk

+

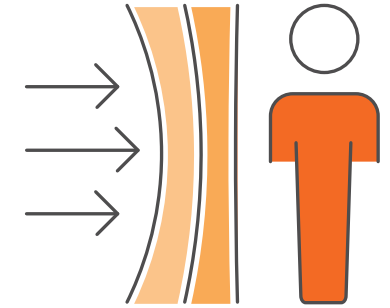


Evaluation  
of resilience  
initiatives

=



**Drivers of  
appropriate  
behaviour**



**Improved efficacy of  
resilience initiatives**

Investigating factors that determine societal resilience to earthquakes in order to improve the efficacy of future resilience-building initiatives and enhance safety for people and society.

New Zealanders' experience of recent earthquakes provides a "living laboratory" from which to learn about human responses to disasters and strategies for thriving afterwards.

Best practice tools for resilience-building initiatives are being identified through evaluation of current regional and community-focused initiatives such as AF8 and East Coast Lab.

## Research Areas

- Human responses to earthquakes
- Temporal and spatial variation of earthquake risk
- Building an earthquake-resilient nation

## Programme Area Leaders:

David Johnston  
Caroline Orchiston